

KONE MiniSpace™ DX  
KONE N MonoSpace® DX  
KONE S MonoSpace® DX



Materials and  
accessories



Wall finishes	3
Floor finishes	4
Door finishes/Wall map materials	5
Ceilings	6
Handrails	6
Skirting	6
Standard mirrors	7
Tenant directories	7


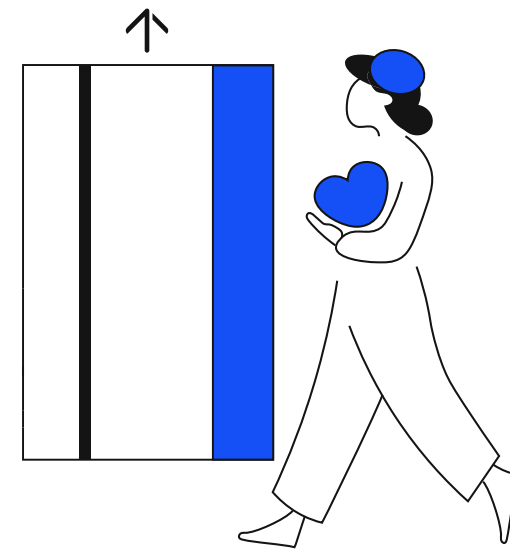
## Materials and accessories for elevator car interiors

This catalogue presents our full selection of elevator car interior materials and accessories.

All the options included in our offering are designed to be both visually appealing and functional.

The materials and accessories presented in this catalogue are available for KONE MiniSpace™ DX, KONE N MonoSpace® DX, and KONE S MonoSpace® DX.

Whatever type of building you're developing, we have a solution to fit your design, budget, and building-use requirements.



## Build smarter

Take advantage of our new planning tools to help you save time, make the right decisions, and plan your elevator car interior down to the very last detail.

### KONE car designer


Check out our themed design directions or create your own unique car interior by combining materials, lighting, and accessories, then bring your vision to life with 3D modelling.

### KONE car designer mobile app

Bring your elevator car designs to life with immersive virtual, mixed, and augmented reality experiences through your smartphone.

### Try our planning tools

[www.kone.com.au/tools-downloads](http://www.kone.com.au/tools-downloads)  
[www.kone.co.nz/tool-downloads](http://www.kone.co.nz/tool-downloads)













# Attractive, durable wall finishes





Design a car interior that's easier than ever to clean and maintain with our new range of functional materials. Our specialised anti-stain, anti-fingerprint coating helps keep coloured stainless steel surfaces looking as good as new by preventing staining and making fingerprints less visible.

## Steel






### Brushed stainless steel

 <b>ST4</b> Silver brushed stainless steel ST4AFP with anti-fingerprint coating	 <b>ST4LH</b> Silver long hairline brushed stainless steel	 <b>ST2</b> Gold brushed stainless steel ST2AFP with anti-fingerprint coating	 <b>ST5</b> Copper brushed stainless steel ST5AFP with anti-fingerprint coating	 <b>ST6</b> Bronze brushed stainless steel ST6AFP with anti-fingerprint coating	 <b>ST7</b> Carbon black brushed stainless steel	 <b>ST8</b> Champagne Gold brushed stainless steel	 <b>CB</b> Carbon black brushed stainless steel with anti-fingerprint coating	 <b>ST43</b> Silver brushed stainless steel	 <b>ST43LH</b> Silver long hairline brushed stainless steel
--	---	---	---	---	---	--	--	--	--




### Textured stainless steel

 <b>TS2</b> Flemish Linen	 <b>K</b> Scottish Quad
--	--



### Etched stainless steel

 <b>ST28S</b> Silver Pop, etched stainless steel	 <b>ST31S</b> Silver High-rise, etched stainless steel	 <b>ST44S</b> Silver Wood, etched stainless steel	 <b>ST42C</b> Copper Circle, etched stainless steel	 <b>ST42B</b> Carbon Black Circle, etched stainless steel
--	---	--	--	--




### Painted steel

 <b>PP10FT</b> Pure White, fine textured painted steel	 <b>PP18FT</b> Linen Brown, fine textured painted steel	 <b>PP20FT</b> Wool Grey, fine textured painted steel
---	---	--




### Metallic painted steel

 <b>METP1FT</b> Champagne, fine textured metallic painted steel	 <b>METP7FT</b> Metallic Black, fine textured metallic painted steel
--	---




### Wooden printed steel

 <b>WS1</b> Light wooden printed steel	 <b>WS2</b> Warm wooden printed steel	 <b>WS3</b> Dark wooden printed steel
---	--	--




### Mirror-polished stainless steel

 <b>MP1</b> Silver mirror polished stainless steel	 <b>MP4</b> Copper mirror polished stainless steel	 <b>MP5</b> Carbon Black, mirror polished stainless steel
--	---	--


### Satin stainless steel

 <b>MP6AFP</b> Silver satin stainless steel with anti-fingerprint coating	 <b>MP8AFP</b> Carbon black satin stainless steel with anti-fingerprint coating	 <b>MP9AFP</b> Copper satin stainless steel with anti-fingerprint coating
--	--	--

### Metallic printed steel







 <b>MS1</b> Metallic Champagne printed steel	 <b>MS2</b> Metallic Coffee printed steel	 <b>MS3</b> Metallic Grey printed steel
--	--	--

### Indirect stainless steel


 <b>ST21S</b> Indirect brushed stainless steel
---

## Glass







### Glass

 <b>GD1</b> Wide Illusion, digital printed glass	 <b>GD3</b> Iridescent, digital printed glass	 <b>GM2</b> Dark Silver, mirror glass	 <b>GP6</b> Natural White, glass	 <b>GP7</b> Bold Turquoise, glass	 <b>TW1</b> Transparent glass
--	--	--	---	--	--

### Transparent glass

 <b>TW1</b> Transparent glass
--


### Panel configurations

 2 side panels 1 rear panel	 3 side panels 1 rear panel	 2 side panels 2 rear panels	 3 side panels 2 rear panels	 2 side panels 3 rear panels	 3 side panels 3 rear panels
--	--	---	---	---	---

# Floors

There are several flooring options to choose from, including composite stone for longlasting durability even under heavy use. Add the finishing touches to your design vision by creating a customised PVC or stone floor to match the building interior design.

## Single-colour PVC



**D6**  
Light Brown



**D25**  
Rocky Grey




**D32**  
Nordic White



**D33**  
Sandstone  
Brown




**D34**  
Laurent Black



**DG15**  
Himalayan  
Grey




**DG16**  
Warm Sand




**DG17**  
Grey Sand

## Patterned PVC


## Composite stone




**M12R\***  
Volakas White,  
composite  
stone



**M4R/M4H\***  
Nature White,  
composite  
stone



**M5R\***  
Pebble Grey,  
composite  
stone



**M7R\***  
Light Sand,  
composite  
stone

## Real marble



**N1R**  
Castle Grey  
stone, marble



**N2R**  
Dark  
Emperador  
stone, marble




**M3R/M3H\***  
Black Golden  
Sand stone,  
granite

## Real granite

## Marble tiles



**MT1**  
Elegant Black



**MT2**  
Frosty Grey



**MT3**  
White Marble




**RC7\***  
Coin pattern,  
rubber floor

## Rubber

## Tear Plate



**AL**  
Tear plate,  
Aluminium



**FE-1**  
Tear plate,  
Zinc Coated  
Steel



**SS**  
Tear plate,  
Stainless Steel

## PVC Floor Customisation (Free pattern)



Frame  
Base material

## Stone Floor Customisation (Free pattern)



Frame  
List  
Base material

\*Includes anti-slip coating to provide slip resistance classification in compliance with AS1735.12:2020













# Door finishes

Create a seamless look and feel by matching the elevator door finish with the car interior and landing entrances.






## Steel



### Brushed stainless steel

 <b>ST4</b> Silver brushed stainless steel ST4AFP with anti-fingerprint coating	 <b>ST4LH</b> Silver long hairline brushed stainless steel	 <b>ST2</b> Gold brushed stainless steel ST2AFP with anti-fingerprint coating	 <b>ST5</b> Copper brushed stainless steel ST5AFP with anti-fingerprint coating	 <b>ST6</b> Bronze brushed stainless steel ST6AFP with anti-fingerprint coating	 <b>ST7</b> Carbon black brushed stainless steel	 <b>ST8</b> Champagne Gold brushed stainless steel	 <b>CB</b> Carbon black brushed stainless steel with anti-fingerprint coating	 <b>ST43</b> Silver brushed stainless steel	 <b>ST43LH</b> Silver long hairline brushed stainless steel
---	---	--	--	--	---	--	--	--	--






### Mirror-polished stainless steel

 <b>MP1</b> Silver mirror polished stainless steel	 <b>MP4</b> Copper mirror polished stainless steel	 <b>MP5</b> Carbon Black, mirror polished stainless steel
---	---	--




### Indirect stainless steel

 <b>ST21S</b> Indirect brushed stainless steel with ST21S frame	 <b>ST21B</b> Carbon black indirect brushed stainless steel with ST21B frame
---	---



### Etched stainless steel

 <b>ST28S</b> Silver Pop, etched stainless steel with MP1 Silver mirror polished stainless steel frame	 <b>ST44S</b> Silver Wood, etched stainless steel with MP1 Silver mirror polished stainless steel frame	 <b>ST31S</b> Silver High-rise, etched stainless steel with MP1 Silver mirror polished stainless steel frame	 <b>ST42B</b> Carbon Black Circle, etched stainless steel with MP5 Carbon Black mirror polished stainless steel frame	 <b>ST42C</b> Copper circle etched
---	--	---	--	--



### Painted steel

 <b>PP10FT</b> Pure White, fine textured painted steel	 <b>PP18FT</b> Linen Brown, fine textured painted steel	 <b>PP20FT</b> Wool Grey, fine textured painted steel
---	--	--




### Metallic painted steel

 <b>METP1FT</b> Champagne, fine textured metallic painted steel	 <b>METP7FT</b> Metallic Black, fine textured metallic painted steel
--	---



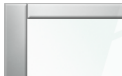

### Textured stainless steel

 <b>TS2</b> with ST4 silver brushed stainless steel frame	 <b>K</b> Scottish Quad with ST4 silver brushed stainless steel frame
--	--

### Satin stainless steel



 <b>MP6AFP</b> Silver satin stainless steel with anti-fingerprint coating	 <b>MP8AFP</b> Carbon black satin stainless steel with anti-fingerprint coating	 <b>MP9AFP</b> Copper satin stainless steel with anti-fingerprint coating
---	--	--

### Glass


 <b>TW1</b> Transparent glass with ST4 Silver brushed stainless steel frame	 <b>TW1</b> Transparent glass with ST43 silver brushed stainless steel frame	 <b>TW1</b> Transparent glass with MP1 Silver mirror polished stainless steel frame	 <b>TW1</b> Transparent glass with MP2 gold mirror polished stainless steel frame
--	---	--	---

## Wall map materials



### Brushed stainless steel

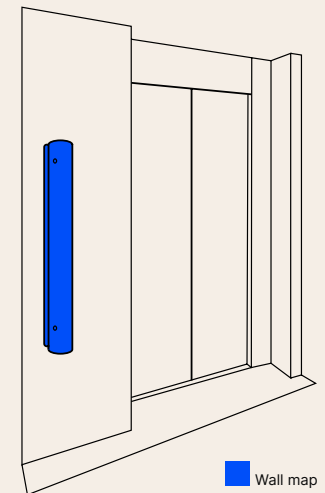
 <b>ST4</b> Silver brushed stainless steel, AISI304	 <b>ST2</b> Gold brushed stainless steel
---	--

### Painted steel

 <b>PP10FT</b> Pure White, fine textured painted steel
--

### Mirror-polished stainless steel

 <b>MP1</b> Silver mirror polished stainless steel	 <b>MP4</b> Copper mirror polished stainless steel
---	---



Wall map

# Ceilings


Our extensive range of ceilings is complemented by attractive lighting suitable for different environments.



**CL70**  
Lighting: LED tubes  
Finishing: ST4



**CL71**  
Lighting: LED tubes  
Finishing: ST4, ST43



**CL72**  
Lighting: LED tubes  
Finishing: ST4, PP10FT



**CL80**  
Lighting: LED spot  
Finishing: ST4, ST43, PP10FT, MP1



**CL82**  
Lighting: LED spot  
Finishing: ST4, ST43, PP10FT, MP1



**CL91**  
Lighting: LED tubes  
Finishing: ST4, PP10FT, ST43



**CL162**  
Direct lighting: LED spot lighting  
Indirect lighting: LED tubes  
Finishing: MP1



**CL103**  
Lighting: LED tubes  
Finishing: ST4, ST43



**CL196**  
Direct lighting: LED spot  
Indirect lighting: LED strip  
Finishing: ST4, PP10FT, MP1



**CL12**  
Lighting: LED  
Finishing: ST43, PP10FT




**CL109**  
Lighting: LED PCB  
Finishing: ST4, PP10FT



**CL181**  
Lighting: LED stripe, wall washer  
lighting  
Finishing: MP1, MP2



**CL151**  
Lighting: LED panel  
Finishing: ST4, MP2



**LF15**  
Lighting: LED PCB  
Finishing: MP1

## Brushed stainless steel




**ST4**  
Silver brushed stainless steel, AISI304



**ST43**  
Silver brushed stainless steel, AISI304

## Painted steel



**PP10FT**  
Pure White, fine textured painted steel

## Mirror-polished stainless steel



**MP1**  
Silver mirror polished stainless steel



**MP2**  
Gold mirror polished stainless steel

## Accessories

Add the finishing touches with our wide range of elevator accessories.

### Handrails



**HR81/HR81TR**  
Silver or gold stainless steel AISI304



**HR64**  
Brushed stainless steel in silver, gold, copper, bronze, carbon black or P70 anti-microbial



**HR61**  
Round Silver brushed ST4



**HR61**  
Round Bronze brushed ST5



**HR61**  
Round Copper brushed ST6



**HR61**  
Round Gold brushed ST2




**HR61**  
Round Carbon Black brushed ST7



**HR61**  
Carbon Black Powder coated P70 anti-microbial finish


### Skirting



**SK1 ST4**



**SK1 ST2**



**SK1 ST5**



**SK1 ST6**



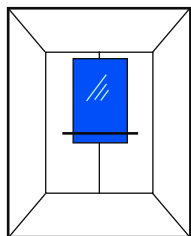
**SK1 ST7**



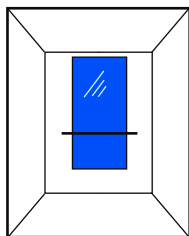
**SK1 ST43**

## Standard mirrors

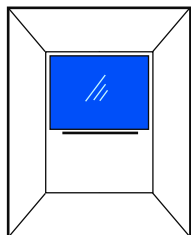
Mirrors are a great way to add a feeling of space and reflect key design elements inside the car.



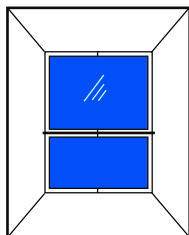
Partial width  
Partial height



Partial width  
Mid height



Full width  
Partial height




Full width  
Full height

## Tenant


The tenant directory is completely customisable and can be easily updated according to your needs. Directories can be installed either vertically or horizontally

Sizes:



A4

TD1



A3

TD2

**Materials:**  
Brushed stainless steel base  
Tempered glass door  
Brushed or polished aluminium



**AUSTRALIA**[www.kone.com.au](http://www.kone.com.au)**ACT**

Canberra and South West +61 2 6123 2600

**NSW**

Sydney +61 2 9577 7000

Newcastle and North Coast +61 2 4949 3333

**QLD**

Brisbane +61 7 3270 1811

Cairns +61 7 3270 1810

Gold Coast +61 7 3270 1810

Sunshine Coast +61 7 3270 1810

Townsville +61 7 3270 1810

**NT**

Darwin +61 7 3270 1810

**WA**

Perth +61 8 9270 9000

**SA**

Adelaide +61 8 8130 3800

**TAS**

Hobart +61 3 6231 2045

**VIC**

Melbourne +61 3 9934 8000

**NEW ZEALAND**[www.kone.co.nz](http://www.kone.co.nz)**NTH**

Auckland +64 9 361 9000

Wellington +64 4 381 4330

**STH**

Christchurch +64 3 338 3900

Dunedin +64 3 477 5627

This publication is for general informational purposes only and we reserve the right at any time to alter the product design and specifications. No statement this publication contains shall be construed as a warranty or condition, express or implied, as to any product, its fitness for any particular purpose, merchantability, quality or representation of the terms of any purchase agreement. Minor differences between printed and actual colours may exist. KONE MonoSpace® DX, KONE EcoDisc®, KONE Care® and People Flow® are registered trademarks of KONE Corporation. Copyright © 2024 KONE Corporation

March 2024

Want to know more?  
Contact your KONE  
representative today!  
[www.kone.com.au](http://www.kone.com.au)  
[www.kone.co.nz](http://www.kone.co.nz)

Dedicated to  
People Flow™