

A photograph of a man and a young girl. The man, on the right, is smiling broadly and looking at the girl. He is wearing a light blue sweater over a white collared shirt. The girl, on the left, is laughing joyfully and looking back at the man. She is wearing a bright yellow jacket over a white shirt and blue denim overalls. She is holding a white stuffed rabbit. The background is a blue wall with vertical panels, suggesting an elevator interior.

# MATERIALS AND ACCESSORIES

KONE MiniSpace™ DX, KONE N MonoSpace® DX,  
KONE S MonoSpace® DX

# MATERIALS AND ACCESSORIES FOR ELEVATOR CAR INTERIORS

This catalogue presents our full selection of elevator car interior materials and accessories.

All the options included in our offering are designed to be both visually appealing and functional.

The materials and accessories presented in this catalogue are available for KONE MiniSpace™ DX, KONE N MonoSpace® DX, and KONE S MonoSpace® DX.



reddot winner 2020


Wall finishes	3
Floor finishes	4
Door finishes	5
Ceilings	6
Handrails	6
Skirting	6
Standard mirrors	7
Tenant directories and mediascreens	7

Whatever type of building you're developing, we have a solution to fit your design, budget, and building-use requirements.



## BUILD SMARTER

Take advantage of our new planning tools to help you save time, make the right decisions, and plan your elevator car interior down to the very last detail.



### KONE CAR DESIGNER

Check out our themed design directions or create your own unique car interior by combining materials, lighting, and accessories, then bring your vision to life with 3D modelling.

### KONE CAR DESIGNER MOBILE APP

Bring your elevator car designs to life with immersive virtual, mixed, and augmented reality experiences through your smartphone.

### TRY OUR PLANNING TOOLS

[www.kone.com.au/tools-downloads](http://www.kone.com.au/tools-downloads)  
[www.kone.co.nz/tool-downloads](http://www.kone.co.nz/tool-downloads)



# ATTRACTIVE, DURABLE WALL FINISHES

Design a car interior that's easier than ever to clean and maintain with our new range of functional materials. Our specialised anti-stain, anti-fingerprint coating helps keep coloured stainless steel surfaces looking as good as new by preventing staining and making fingerprints less visible.

## STEEL

### BRUSHED STAINLESS STEEL




- ST4 Silver brushed stainless steel ST4AFP with anti-fingerprint coating
- ST4LH Silver long hairline brushed stainless steel
- ST2 Gold brushed stainless steel ST2AFP with anti-fingerprint coating
- ST5 Copper brushed stainless steel ST5AFP with anti-fingerprint coating
- ST6 Bronze brushed stainless steel ST6AFP with anti-fingerprint coating
- ST7 Carbon black brushed stainless steel
- CB Carbon black brushed stainless steel with anti-fingerprint coating
- ST43 Silver brushed stainless steel
- ST43LH Silver long hairline brushed stainless steel

### PAINTED STEEL




- PP10FT Pure White, fine textured painted steel
- PP18FT Linen Brown, fine textured painted steel
- PP20FT Wool Grey, fine textured painted steel

### METALLIC PAINTED STEEL




- METP1FT Champagne, fine textured metallic painted steel
- METP5FT Trustworthy Blue, fine textured metallic painted steel
- METP6FT Iron Stone, fine textured metallic painted steel
- METP7FT Metallic Black, fine textured metallic painted steel

### ETCHED STAINLESS STEEL




- ST28S Silver Pop, etched stainless steel
- ST31S Silver High-rise, etched stainless steel
- ST44S Silver Wood, etched stainless steel
- ST36C Copper Graphics, etched stainless steel
- ST42C Copper Circle, etched stainless steel
- ST42B Carbon Black Circle, etched stainless steel
- ST42BR Bronze Circle, etched stainless steel
- ST42G Gold Circle, etched stainless steel

### TEXTURED STAINLESS STEEL



- TS2 Flemish Linen
- K Scottish Quad

### WOODEN PRINTED STEEL




- WS1 Light wooden printed steel
- WS2 Warm wooden printed steel
- WS3 Dark wooden printed steel

### MIRROR-POLISHED STAINLESS STEEL




- MP1 Silver mirror polished stainless steel
- MP4 Copper mirror polished stainless steel
- MP5 Carbon Black, mirror polished stainless steel

### SATIN STAINLESS STEEL



- MP6AFP Silver satin stainless steel with anti-fingerprint coating
- MP8AFP Carbon black satin stainless steel with anti-fingerprint coating
- MP9AFP Copper satin stainless steel with anti-fingerprint coating

### INDIRECT STAINLESS STEEL



- ST21S Indirect brushed stainless steel
- ST21B Carbon black indirect brushed stainless steel

## GLASS



- GD1 Wide Illusion, digital printed glass
- GD3 Iridescent, digital printed glass
- GM2 Dark Silver, mirror glass
- GP6 Natural White, glass
- GP7 Bold Turquoise, glass

## TRANSPARENT GLASS




- TW1 Transparent glass

## LAMINATE



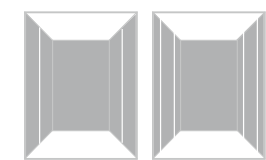
- L235 Whitened Ash anti-microbial laminate
- L236 Natural Oak anti-microbial laminate
- L239 Blackend Oak anti-microbial laminate
- L95 Natural Teak anti-microbial laminate

## LAMINATE 3D SURFACE

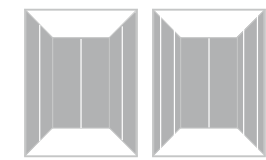


- L121 Black anti-microbial laminate
- L122 Cream White anti-microbial laminate

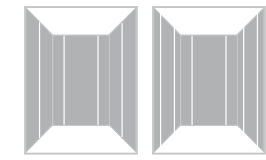
## PANEL CONFIGURATIONS



2 side panels 1 rear panel      3 side panels 1 rear panel



2 side panels 2 rear panels      3 side panels 2 rear panels



2 side panels 3 rear panels      3 side panels 3 rear panels

## FLOORS


There are several flooring options to choose from, including composite stone for long-lasting durability even under heavy use. Add the finishing touches to your design vision by creating a customised PVC or stone floor to match the building interior design.

### SINGLE-COLOUR PVC



D6 Light Brown    D25 Rocky Grey    D32 Nordic White    D33 Sandstone Brown    D34 Laurent Black

### PATTERNED PVC




DG02    DG07

### COMPOSITE STONE




M12R \* Volakas White, composite stone    M4R / M4H \* Nature White, composite stone    M5R \* Pebble Grey, composite stone    M7R \* Light Sand, composite stone


### REAL MARBLE




N1R Castle Grey stone, marble




N2R Dark Emperador stone, marble



M3R / M3H \* Black Golden Sand stone, granite



MT1 Elegant Black



MT2 Frosty Grey




MT3 White Marble

### REAL GRANITE

### MARBLE TILES

### RUBBER

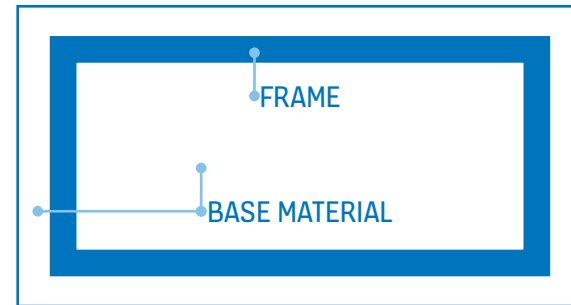


RC7 \* Coin pattern, rubber floor

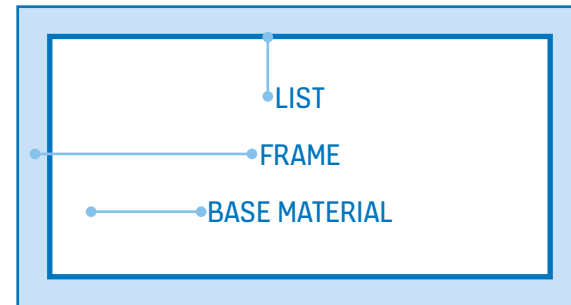
\*Includes anti-slip coating to provide slip resistance classification in compliance with AS1735.12:2020



#### PVC FLOOR CUSTOMISATION (FREE PATTERN)



#### STONE FLOOR CUSTOMISATION (FREE PATTERN)



# DOOR FINISHES


Create a seamless look and feel by matching the elevator door finish with the car interior and landing entrances.

## STEEL


### BRUSHED STAINLESS STEEL




### PAINTED STEEL



### METALLIC PAINTED STEEL




### ETCHED STAINLESS STEEL



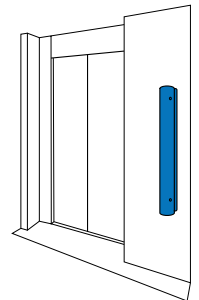
### MIRROR-POLISHED STAINLESS STEEL




### INDIRECT STAINLESS STEEL




## WALL MAP



### TEXTURED STAINLESS STEEL



### SATIN STAINLESS STEEL




### GLASS




## WALL MAP MATERIALS

### BRUSHED STAINLESS STEEL



### MIRROR-POLISHED STAINLESS STEEL



### PAINTED STEEL




## CEILINGS


Our extensive range of ceilings is complemented by attractive lighting suitable for different environments.




CL70  
Lighting: LED tubes  
Finishing: ST4



CL71  
Lighting: LED tubes  
Finishing: ST4




CL72  
Lighting: LED tubes  
Finishing: ST4, PP10FT



CL80  
Lighting: LED spot  
Finishing: ST4, PP10FT, MP1




CL82  
Lighting: LED spot  
Finishing: ST4, PP10FT, MP1



CL91  
Lighting: LED tubes  
Finishing: ST4, PP10FT, ST43



CL162  
Direct lighting: LED spot  
Indirect lighting: LED tubes  
Finishing: MP1



CL103  
Lighting: LED tubes  
Finishing: ST4



CL195  
Direct lighting: LED spot  
Indirect lighting: LED strip  
Finishing: PP10FT




CL196  
Direct lighting: LED spot  
Indirect lighting: LED strip  
Finishing: ST4, PP10FT, MP1



CL12  
Lighting: LED  
Finishing: ST43, PP10FT

### BRUSHED STAINLESS STEEL



ST4  
Silver brushed stainless steel, AISI304

ST43  
Silver brushed stainless steel, AISI304


### MIRROR-POLISHED STAINLESS STEEL



MP1  
Silver mirror polished stainless steel

MP2  
Gold mirror polished stainless steel

### PAINTED STEEL




PP10FT  
Pure White, fine textured painted steel

## ACCESSORIES

Add the finishing touches with our wide range of elevator accessories.

### HANDRAILS



HR81/HR81TR  
Silver or gold brushed stainless steel AISI304



HR61  
Round Silver brushed ST4 or P70 anti-microbial finish



HR64  
Brushed stainless steel in silver, gold, copper, bronze, carbon black, P70 anti-microbial finish



HR61  
Round Bronze brushed ST5



HR61  
Round Copper brushed ST6




HR61  
Round Gold brushed ST2



HR61  
Round Carbon Block brushed ST7

### SKIRTING



SK1  
ST4



SK1  
ST2



SK1  
ST5



SK1  
ST6



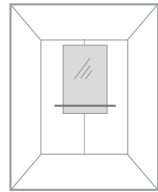

SK1  
ST7



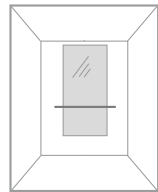
SK1  
ST43

## STANDARD MIRRORS

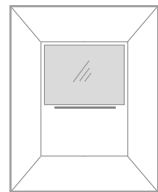
Mirrors are a great way to add a feeling of space and reflect key design elements inside the car.



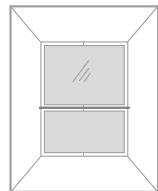
MR1  
Partial width  
Partial height



MR1  
Partial width  
Mid height



MR1  
Full width  
Partial height



MR1  
Full width  
Full height

## TENANT DIRECTORIES


### KONE TENANT DIRECTORY




The tenant directory is completely customisable and can be easily updated according to your needs.

Directories can be installed either vertically or horizontally.

Sizes:



A4  
TD2



A3  
TD2

Materials:  
Brushed stainless steel base  
Tempered glass door  
Brushed or polished aluminium

### KONE MEDIASCREENS

KONE MediaScreens are installed inside the elevator and take the pain out of communicating with tenants and other users of buildings. Consult your sales representative for more information.

#### KONE MEDIASCREEN 300

The content is updated online and remotely. The screen can be installed on the elevator wall and comes with the online KONE Information 300 service, a powerful and easy-to-use solution for sharing and scheduling content.



Surface mounted 15"



Flush mounted 15"



15" LCD display  
Surface mounted

## KONE OFFICES

### AUSTRALIA

ACT Canberra and South West Ph +61 2 6123 2600

NSW Sydney Ph +61 2 9577 7000  
Newcastle and North Coast Ph +61 2 4949 3333

QLD Brisbane Ph +61 7 3270 1810  
Cairns Ph +61 7 3270 1810  
Gladstone Ph +61 7 3270 1810  
Gold Coast Ph +61 7 3270 1810  
Sunshine Coast Ph +61 7 3270 1810  
Townsville Ph +61 7 3270 1810

NT Darwin Ph +61 8 8941 4047

WA Perth Ph +61 8 9270 9000

SA Adelaide Ph +61 8 8130 3800

TAS Hobart Ph +61 3 6231 2045

VIC Melbourne Ph +61 3 9934 8000

[www.kone.com.au](http://www.kone.com.au)

### NEW ZEALAND

NTH Auckland Ph +64 9 361 9000  
Wellington Ph +64 4 381 4330

STH Christchurch Ph +64 3 338 3900  
Dunedin Ph +64 3 477 5627

[www.kone.co.nz](http://www.kone.co.nz)

**WANT TO KNOW MORE?**  
Contact your KONE Representative today!

[KONE.com.au / KONE.co.nz](http://KONE.com.au / KONE.co.nz)

This publication is for general informational purposes only and we reserve the right at any time to alter the product design and specifications. No statement this publication contains shall be construed as a warranty or condition, express or implied, as to any product, its fitness for any particular purpose, merchantability, quality or representation of the terms of any purchase agreement. Minor differences between printed and actual colours may exist. KONE MonoSpace® DX, KONE EcoDisc®, KONE Care® and People Flow® are registered trademarks of KONE Corporation. Copyright © 2022 KONE Corporation